



德容元道®
DE RONG YUAN DAO

PFA 扩口/入珠接头·针阀
国内首家PFA接阀联合直销品牌



高纯制造·平价直销
东莞市宜泽模具有限公司 出品



公司介绍

成立于**2006**年

员工**150**名

生产车间**6000**M²

ISO**9001**:2015

ISO**13485**:2016

ISO**14001**:2015

IATF**16949**:2016

企业文化



德容元道

DE RONG YUAN DAO


德的容颜,道的开始...

取自《道德经》中“孔德之容,惟道是从”,我们的经营之道,遵循就是一种天道,所谓天道,利而不害,圣人之道,为而不争;我们的思维很简单,就是一心一意地做我们的产品,不吹别人的灯,发好自己的光。



我们的愿景


成为半导体超高纯接头阀门
中国梦的践行者！



- 1 芯片半导体领域
- 2 光伏太阳能领域
- 3 液晶面板领域
- 4 医疗/实验室领域
- 5 新能源领域
- 6 化工/能源领域



产品优势说明



专利号: ZL2023 21271961.7 PFA嵌入式接头结构
专利号: ZL2023 20867009.7 一种PFA管接头安装装置
测试报告: SHST2407000056CL01-1CN SGS认证体系





01 粗牙安全设计

采用粗牙设计, 严格牙形间距, 确保产品安全紧固;

02 超高纯品质

生产中严控黑点及金属, 品质在国内同行中做到遥遥领先;

03 SGS100%达标

金属离子析出测试安全达标;

04 导口完全内置

内置导入口, 节省空间, 便于使用;

05 按材料分A/C两级

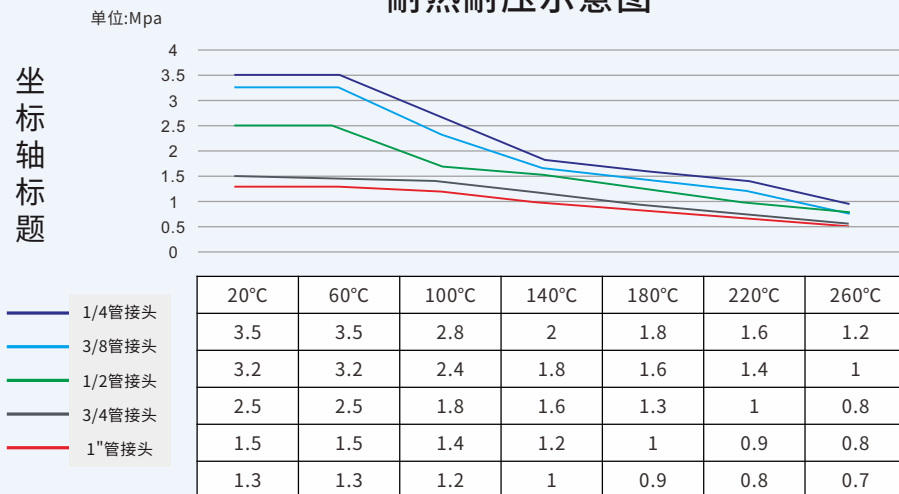
产品严格区分标识, 选择不同, 应用不同场合;

A类产品为大金211料, 应用(高纯半导体、高标准实验);

C类产品为国产PFA料, 应用(光伏、化工、医疗...);

实验测试数据

耐热耐压示意图



压力测试

- ▶ 20°C温耐压1.3Mpa-3.5Mpa
- ▶ 260°C温耐压0.7Mpa-1.2Mpa

阴离子污染

检出限 $\mu\text{g}/\text{m}^2$

项目Items	CAS No	结果Test Results($\mu\text{g}/\text{m}^2$)	参考限值Reference Range($\mu\text{g}/\text{m}^2$)
氟离子	016984-48-8	701.83	≤ 20000
氯离子	016887-00-6	56.80	≤ 100
亚硝酸根	014797-65-0	ND	≤ 100
溴离子	024959-67-9	ND	≤ 100
硝酸根	014797-55-8	ND	≤ 100
硫酸根	014808-79-8	85.63	≤ 100
磷酸根	---	ND	≤ 100
铵根离子	014798-03-9	43.50	≤ 100

检出限 $\mu\text{g}/\text{m}^2$

金属离子析出

► 超纯水金属离子析出检测

项目Items	CAS No	结果Test Results($\mu\text{g}/\text{m}^2$)	参考限值Reference Range($\mu\text{g}/\text{m}^2$)
锂(Li)	007439-93-2	ND	≤ 2
硼(B)	010043-35-3	0.74	≤ 30
钠(Na)	007440-23-5	ND	≤ 10
镁(Mg)	007439-95-4	ND	≤ 2
铝(Al)	007429-90-5	ND	≤ 5
钾(K)	007757-79-1	ND	≤ 10
钙(Ca)	007440-70-2	0.57	≤ 10
钛(Ti)	007440-32-6	ND	≤ 2
钒(V)	007803-55-6	ND	≤ 2
铬(Cr)	007440-47-3	ND	≤ 1
锰(Mn)	007439-36-5	ND	≤ 5
铁(Fe)	007439-89-6	ND	≤ 5
镍(Ni)	007440-02-0	ND	≤ 1
铜(Cu)	007440-50-8	ND	≤ 10
锌(Zn)	007440-66-6	ND	≤ 5
砷(As)	007440-38-2	ND	≤ 2
锶(Sr)	007440-24-6	ND	≤ 0.5
镉(Cd)	007440-43-9	ND	≤ 2
锡(Sn)	007440-31-5	ND	≤ 2
锑(Sb)	007440-36-0	ND	≤ 2
钡(Ba)	007440-39-3	ND	≤ 15
铅(Pb)	007439-92-1	ND	≤ 1

车间展示



01 高纯原材料
02 检测

03 耐压测试
04 纯水清洗

05 组装测试
06 真空包装





生产环境

环

千级无尘车间，温度、湿度、洁净度有严格把控，确保生产环境达到半导体产品级别。

机

PFA定制注塑机，能高效稳定生产，并能保证产品纯度。

料

公司与日本大金PFA原料商建立长期稳定的关系，确保原材料稳定供应。

质

PFA接头在出货前要经过超纯水清洗和严格的性能测试，如金属离子析出、耐高压测试、气密性测试。

平价直销
把真正的实惠让给终端客户

0769-81888522
info@yizemould.com

产品目录

接头(扩口式、入珠式)



等径直通



变径直通



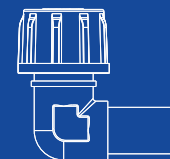
外牙直通



隔板式直通



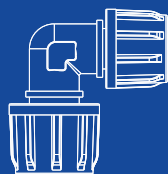
直通转接头



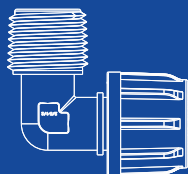
角式转接头



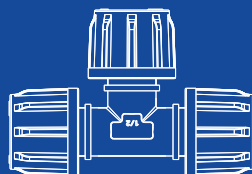
等径弯头



变径弯头



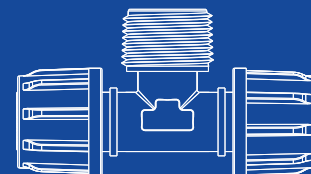
外牙弯头



等径三通

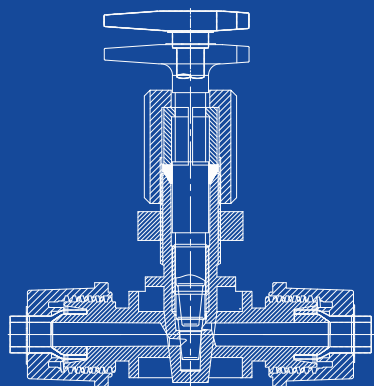


变径三通

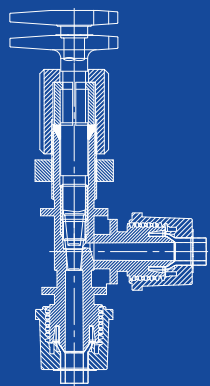


外牙三通

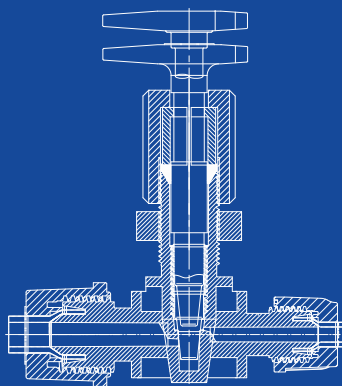
针阀 (扩口式、入珠式)



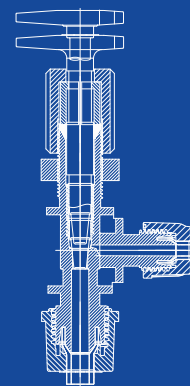
等径 (变径) 扩口直通



等径 (变径) 扩口直角




等径 (变径) 入珠直通



等径 (变径) 入珠直角

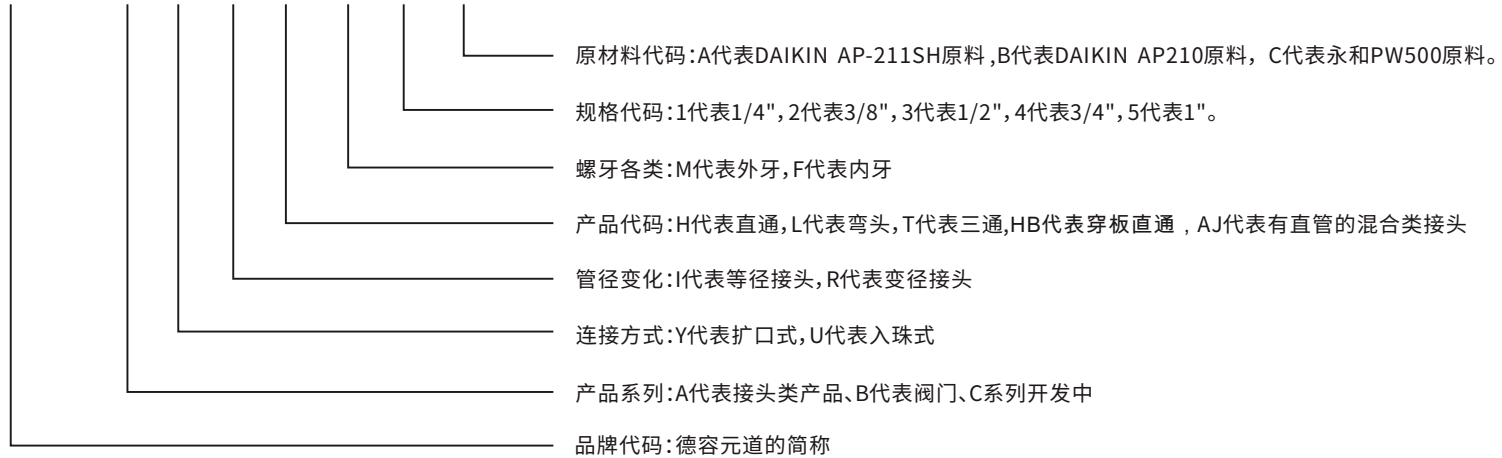
PFA专用扳手



规格: 1/4"—1"

PFA接头编码规则

DRYD-A-Y-R-T-M-1-A



01

扩口接头

德容元道

全国统一价格
联合平价直销
0769-81888522



德容元道
DE RONG YUAN DAO



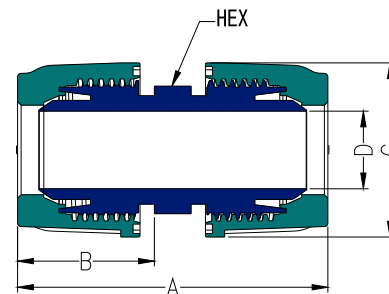
产品特性

特性: 超高纯, 耐腐蚀, 耐高温, 抗高压, 抗磨损
材质: PFA
接口形式: 扩口连接
最高使用温度: 260°C
最高使用压力: 0.7MPa

传送介质: 液体/气体
导电性: 绝缘
摩擦系数: 光泽自润
机械强度: 较大的拉伸韧性, 不易断裂
符合认证: SEMI F57

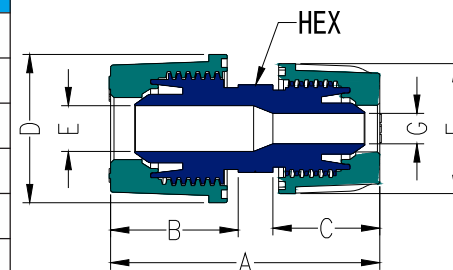
等径直通 (扩口式)

序号	型号	规格	A	B	C	D	HEX
1	DRYD-A-Y-I-H-1	1/4"	43.6	18.2	19.5	3.95	7.2×13.6
2	DRYD-A-Y-I-H-2	3/8"	53.6	23.3	27	6.33	7.0×17.2
3	DRYD-A-Y-I-H-3	1/2"	62.8	27.8	30.8	9.5	7.2×18.2
4	DRYD-A-Y-I-H-4	3/4"	81.3	35.4	39.8	15.85	10.5×23.9
5	DRYD-A-Y-I-H-5	1"	91.5	40.5	49.8	22.2	10.5×32.1



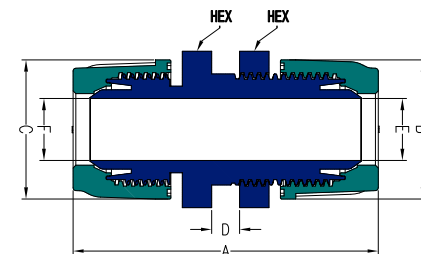
变径直通 (扩口式)

序号	型号	规格	A	B	C	D	E	F	G	HEX
1	DRYD-A-Y-R-H-1-2	3/8"-1/4"	48.5	23.3	18.2	27	6.33	19.5	3.95	7.2x17.2
2	DRYD-A-Y-R-H-1-3	1/4"-1/2"	53.2	27.8	18.2	30.8	9.5	19.5	3.95	7.2x18.2
3	DRYD-A-Y-R-H-2-3	3/8"-1/2"	58.3	27.8	23.3	30.8	9.5	27	6.33	7.2x18.2
4	DRYD-A-Y-R-H-2-4	3/8"-3/4"	69.2	35.4	23.3	39.8	15.8	27	6.33	10.5x23.9
5	DRYD-A-Y-R-H-3-4	3/4"-1/2"	73.7	35.4	27.8	39.8	15.8	30.8	9.5	10.5x23.9
6	DRYD-A-Y-R-H-3-5	1"-1/2"	78.8	40.5	27.8	49.8	22.2	30.8	9.5	10.5x32.1
7	DRYD-A-Y-R-H-4-5	1"-3/4"	86.4	40.5	35.4	49.8	22.2	39.8	15.8	10.5x32.1



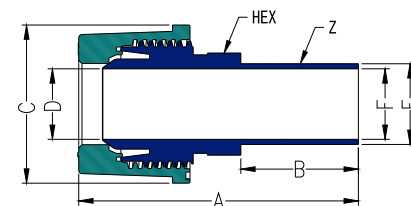
隔板式直通 (扩口式)

序号	型号	规格	A	B	C	D	E	F	HEX
1	DRYD-A-Y-I-HB-1	1/4"	60.8	19.5	19.5	10	3.95	3.95	7.2x20
2	DRYD-A-Y-I-HB-2	3/8"	70.6	27	27	10	6.33	6.33	7.0x26
3	DRYD-A-Y-I-HB-3	1/2"	80	30.8	30.8	10	9.5	9.5	7.2x29.5
4	DRYD-A-Y-I-HB-4	3/4"	101.8	39.8	39.8	10	15.8	15.8	10.5x38
5	DRYD-A-Y-I-HB-5	1"	109.2	49.8	49.8	10	22.2	22.2	10.5x49



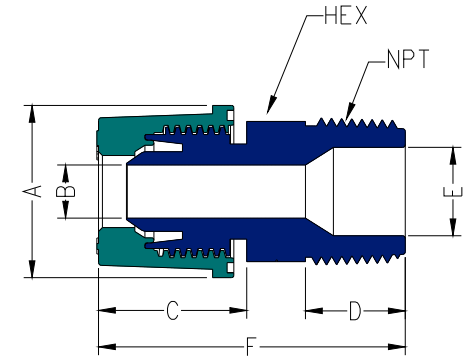
直通转直管 (扩口式)

序号	型号	规格	A	B	C	D	E	F	HEX
1	DRYD-AJ-Y-I-H-1-1Z	1/4"-1/4"Z	45.4	20	19.5	3.95	6.35	3.95	7.2x13.6
2	DRYD-AJ-Y-I-H-2-2Z	3/8"-3/8"Z	54.8	24.5	27	6.33	9.53	6.33	7.0x17.2
3	DRYD-AJ-Y-I-H-3-3Z	1/2"-1/2"Z	62.4	27.5	30.8	9.5	12.7	9.5	7.2x18.2
4	DRYD-AJ-Y-I-H-4-4Z	3/4"-3/4"Z	79.8	34	39.8	15.8	19.05	15.8	10.5x23.9
5	DRYD-AJ-Y-I-H-5-5Z	1"-1"Z	90	39	49.8	22.2	25.4	22.2	10.5x32.1



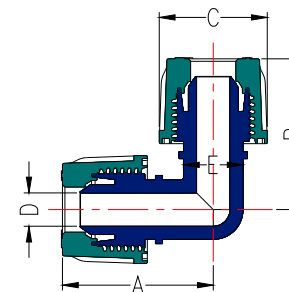
外牙直通 (扩口式)

序号	型号	规格	A	B	C	D	E	F	HEX
1	DRYD-A-Y-I-H-M-1-1	1/4"-1/4"NPT	19.5	3.95	18.2	13	3.95	38.4	7.2x13.6
2	DRYD-A-Y-R-H-M-1-2	1/4"-3/8"NPT	19.5	3.95	18.2	13.1	6.33	38.5	7.2x17.2
3	DRYD-A-Y-R-H-M-1-3	1/4"-1/2"NPT	19.5	3.95	18.2	17	9.5	42.4	7.2x17.2
4	DRYD-A-Y-R-H-M-2-1	3/8"-1/4"NPT	27	6.33	23.3	13	6.33	43.3	7.0x17.2
5	DRYD-A-Y-I-H-M-2-2	3/8"-3/8"NPT	27	6.33	23.3	13.1	6.33	43.4	7.0x17.2
6	DRYD-A-Y-R-H-M-2-3	3/8"-1/2"MPT	27	6.33	23.3	17	9.5	47.3	7.0x19.4
7	DRYD-A-Y-R-H-M-2-4	3/8"-3/4"NPT	27	6.33	23.3	17.85	15.8	48.15	7x18.2
8	DRYD-A-Y-R-H-M-3-1	1/2"-1/4"NPT	30.8	9.5	27.8	13	6.33	48	7.2x18.2
9	DRYD-A-Y-R-H-M-3-2	1/2"-3/8"NPT	30.8	9.5	27.8	13.1	9.5	48.1	7.2x18.2
10	DRYD-A-Y-I-H-M-3-3	1/2"-1/2"NPT	30.8	9.5	27.8	17	9.5	52	7.2x19.4
11	DRYD-A-Y-R-H-M-3-4	1/2"-3/4"NPT	30.8	9.5	27.8	17.85	15.8	56.15	10.5x25.1
12	DRYD-A-Y-R-H-M-3-5	1/2"-1"MPT	30.8	9.5	27.8	21.5	22.2	59.8	10.5x25.1
13	DRYD-A-Y-R-H-M-4-2	3/4"-3/8"NPT	39.8	15.8	35.4	13.1	9.5	59	10.5x23.9
14	DRYD-A-Y-R-H-M-4-3	3/4"-1/2"NPT	39.8	15.8	35.4	17	12	62.9	10.5x23.9
15	DRYD-A-Y-I-H-M-4-4	3/4"-3/4"NPT	39.8	15.8	35.4	17.85	15.8	63.75	10.5x25.1
16	DRYD-A-Y-R-H-M-4-5	3/4"-1"NPT	39.8	15.8	35.4	21.5	22.2	67.4	10.5x32.1
17	DRYD-A-Y-R-H-M-5-3	1"-1/2"NPT	49.8	22.2	40.5	17	12	68	10.5x32.1
18	DRYD-A-Y-R-H-M-5-4	1"-3/4"NPT	49.8	22.2	40.5	17.85	15.8	68.85	10.5x32.1
19	DRYD-A-Y-I-H-M-5-5	1"-1"NPT	49.8	22.2	40.5	21.5	22.2	72.5	10.5x32.1



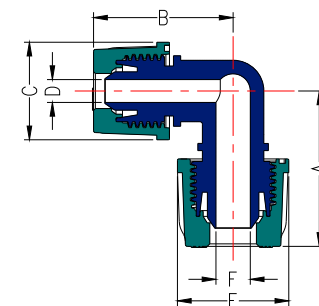
等径弯头 (扩口式)

序号	型号	规格	A	B	C	D	E
1	DRYD-A-Y-I-L-1	1/4"	29.2	29.2	19.5	3.95	11
2	DRYD-A-Y-I-L-2	3/8"	37.6	37.6	27	6.33	13.8
3	DRYD-A-Y-I-L-3	1/2"	44.3	44.3	30.8	9.5	17
4	DRYD-A-Y-I-L-4	3/4"	57.2	57.2	39.8	15.85	24.8
5	DRYD-A-Y-I-L-5	1"	67.6	67.6	49.8	22.2	32.2



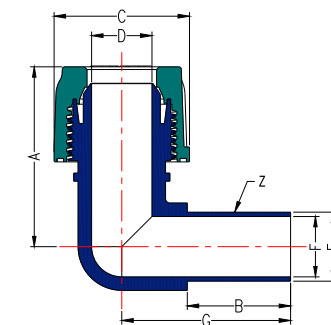
变径弯头 (扩口式)

序号	型号	规格	A	B	C	D	E	F
1	DRYD-A-Y-R-L-1-2	1/4"-3/8"	36.5	32.3	19.5	3.95	27	6.33
2	DRYD-A-Y-R-L-1-3	1/4"-1/2"	43	34.4	19.5	3.95	30.8	9.5
3	DRYD-A-Y-R-L-2-3	3/8"-1/2"	43	38.6	27	6.33	30.8	9.5
4	DRYD-A-Y-R-L-2-4	3/8"-3/4"	55.85	44	27	6.33	39.8	15.8
5	DRYD-A-Y-R-L-3-4	3/4"-1/2"	55.85	48.4	30.8	9.5	39.8	15.8
6	DRYD-A-Y-R-L-3-5	1"-1/2"	66.2	53.6	30.8	9.5	49.8	22.2
7	DRYD-A-Y-R-L-4-5	1"-3/4"	66.2	61.05	39.8	15.8	49.8	22.2



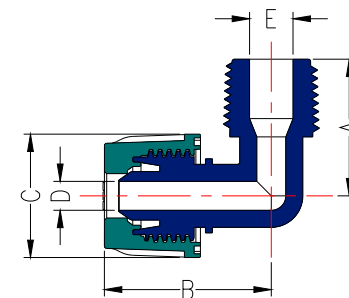
直管转弯头 (扩口式)

序号	型号	规格	A	B	C	D	E	F	G
1	DRYD-AJ-Y-I-L-1-1Z	1/4"-1/4"Z	29.2	20	19.5	3.95	6.35	3.95	29.5
2	DRYD-AJ-Y-I-L-2-2Z	3/8"-3/8"Z	37.5	24.5	27	6.33	9.53	6.33	37.4
3	DRYD-AJ-Y-I-L-3-3Z	1/2"-1/2"Z	44.2	27.5	30.8	9.5	12.7	9.5	42
4	DRYD-AJ-Y-I-L-4-4Z	3/4"-3/4"Z	57.2	34	39.8	15.8	19.05	15.8	53.4
5	DRYD-AJ-Y-I-L-5-5Z	1"-1"Z	67.6	39	49.8	22.2	25.4	22.2	63.1



外牙弯头 (扩口式)

序号	型号	规格	A	B	C	D	E
1	DRYD-A-Y-I-L-M-1-1	1/4"-1/4"NPT	22.5	29.2	19.5	3.95	3.95
2	DRYD-A-Y-R-L-M-1-2	1/4"-3/8"NPT	22.6	29.2	19.5	3.95	6.33
3	DRYD-A-Y-R-L-M-1-3	1/4"-1/2"NPT	27.9	29.2	19.5	3.95	12
4	DRYD-A-Y-I-L-M-2-1	3/8"-1/4"NPT	25.9	37.6	27	6.33	6.33
5	DRYD-A-Y-I-L-M-2-2	3/8"-3/8"NPT	26	37.6	27	6.33	6.33
6	DRYD-A-Y-R-L-M-2-3	3/8"-1/2"NPT	29.9	37.6	27	6.33	9.5
7	DRYD-A-Y-R-L-M-2-4	3/8"-3/4"NPT	32.25	37.6	27	6.33	15.8
8	DRYD-A-Y-R-L-M-3-1	1/2"-1/4"NPT	27.5	44.3	30.8	9.5	6.33
9	DRYD-A-Y-I-L-M-3-2	1/2"-3/8"NPT	27.6	44.3	30.8	9.5	9.5
10	DRYD-A-Y-I-L-M-3-3	1/2"-1/2"NPT	31.5	44.3	30.8	9.5	9.5
11	DRYD-A-Y-R-L-M-3-4	1/2"-3/4"NPT	32.35	44.3	30.8	9.5	15.8
12	DRYD-A-Y-R-L-M-3-5	1/2"-1"NPT	38	44.3	30.8	9.5	22.2
13	DRYD-A-Y-R-L-M-4-2	3/4"-3/8"NPT	32.5	57.2	39.8	15.8	9.5
14	DRYD-A-Y-R-L-M-4-3	3/4"-1/2"NPT	36.4	57.2	39.8	15.8	12
15	DRYD-A-Y-I-L-M-4-4	3/4"-3/4"NPT	37.25	57.2	39.8	15.8	15.8
16	DRYD-A-Y-R-L-M-4-5	3/4"-1"NPT	40.9	57.2	39.8	15.8	22.2
17	DRYD-A-Y-R-L-M-5-3	1"-1/2"NPT	41.1	67.6	49.8	22.2	12
18	DRYD-A-Y-R-L-M-5-4	1"-3/4"NPT	41.95	67.6	49.8	22.2	15.8
19	DRYD-A-Y-I-L-M-5-5	1"-1"NPT	45.6	67.6	49.8	22.2	22.2



02

入珠接头

德容元道

全国统一价格
联合平价直销
0769-81888522



德容元道
DE RONG YUAN DAO



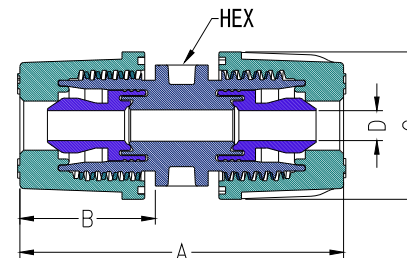
产品特性

特性: 超高纯, 耐腐蚀, 耐高温, 抗高压, 抗磨损
材质: PFA
接口形式: 入珠连接
最高使用温度: 260°C
最高使用压力: 0.7MPa

传送介质: 液体/气体
导电性: 绝缘
摩擦系数: 光泽自润
机械强度: 较大的拉伸韧性, 不易断裂
符合认证: SEMI F57

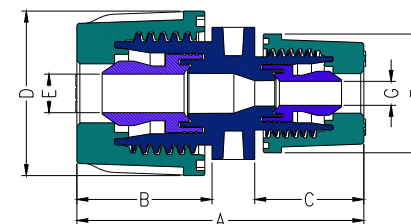
等径直通 (入珠式)

序号	型号	规格	A	B	C	D	HEX
1	DRYD-A-U-I-H-1	1/4"	42.8	17.9	19.5	3.95	7.0×16
2	DRYD-A-U-I-H-2	3/8"	51.4	22.2	27	6.33	7.0×21.7
3	DRYD-A-U-I-H-3	1/2"	60.2	26.6	30.8	9.5	7.0×25.5
4	DRYD-A-U-I-H-4	3/4"	78.6	34.3	39.8	15.8	10×33.8
5	DRYD-A-U-I-H-5	1"	88.7	39.1	49.8	22.2	10.5×43.5



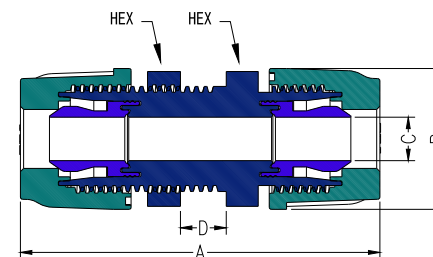
变径直通 (入珠式)

序号	型号	规格	A	B	C	D	E	F	G	HEX
1	DRYD-A-U-R-H-2-1	3/8"-1/4"	47.1	22.2	17.9	27	6.33	19.5	3.95	7.0×21.7
2	DRYD-A-U-R-H-3-1	1/2"-1/4"	51.5	26.6	17.9	30.8	9.5	19.5	3.95	7.0×25.5
3	DRYD-A-U-R-H-3-2	1/2"-3/8"	55.8	26.6	22.2	30.8	9.5	27	6.33	7.0×25.5
4	DRYD-A-U-R-H-4-2	3/4"-3/8"	66.75	34.05	22.2	39.8	15.8	27	6.33	10.5×33.8
5	DRYD-A-U-R-H-4-3	3/4"-1/2"	71.05	34.05	26.5	39.8	15.8	30.8	9.5	10.5×33.8
6	DRYD-A-U-R-H-5-3	1"-1/2"	76.1	38.85	26.75	49.8	22.2	30.8	9.5	10.5×43.5
7	DRYD-A-U-R-H-5-4	1"-3/4"	83.65	39.1	34.05	49.8	22.2	39.8	15.8	10.5×43.5



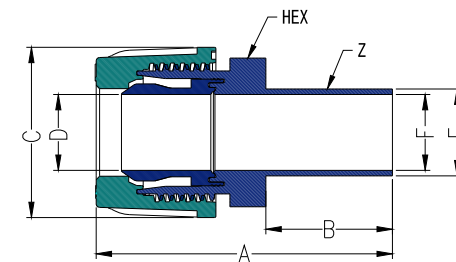
隔板式直通 (入珠式)

序号	型号	规格	A	B	C	D	HEX
1	DRYD-A-U-I-HB-1	1/4"	60.3	19.5	3.95	10	7.2x20
2	DRYD-A-U-I-HB-2	3/8"	69.5	27	6.33	10	7.0x26
3	DRYD-A-U-I-HB-3	1/2"	78.6	30.8	9.5	10	7.0x29.5
4	DRYD-A-U-I-HB-4	3/4"	100.2	39.8	15.8	10	10.5x38
5	DRYD-A-U-I-HB-5	1"	110.7	49.8	22.2	10	10.5x49



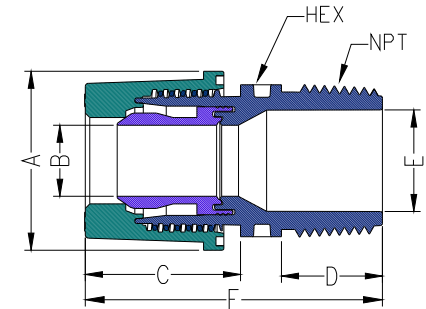
入珠转直管 (入珠式)

序号	型号	规格	A	B	C	D	E	F	HEX
1	DRYD-AJ-U-I-H-1-1Z	1/4"-1/4"Z	44.9	20	19.5	3.95	6.35	3.95	7.0×16
2	DRYD-AJ-U-I-H-2-2Z	3/8"-3/8"Z	53.7	24.5	27	6.33	9.53	6.33	7.0×21.7
3	DRYD-AJ-U-I-H-3-3Z	1/2"-1/2"Z	61.1	27.5	30.8	9.5	12.7	9.5	7.0×25.5
4	DRYD-AJ-U-I-H-4-4Z	3/4"-3/4"Z	78.3	34	39.8	15.8	19.05	15.8	10×33.8
5	DRYD-AJ-U-I-H-5-5Z	1"-1"Z	88.6	39	49.8	22.2	25.4	22.2	10.5×43.5



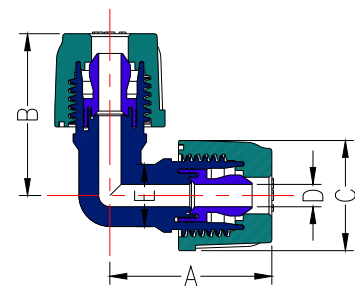
外牙直通 (入珠式)

序号	型号	规格	A	B	C	D	E	F	HEX
1	DRYD-A-U-I-H-M-1-1	1/4"-1/4"NPT	19.5	3.95	17.9	13.1	3.95	38	7.0×16
2	DRYD-A-U-R-H-M-1-2	1/4"-3/8"NPT	19.5	3.95	17.65	13.1	6.33	37.75	7.0×16
3	DRYD-A-U-R-H-M-1-3	1/4"-1/2"NPT	19.5	3.95	18	17	9.5	42	7.0×16
4	DRYD-A-U-R-H-M-2-1	3/8"-1/4"NPT	27	6.33	22.2	13.1	6.33	42.3	7.0×21.7
5	DRYD-A-U-I-H-M-2-2	3/8"-3/8"NPT	27	6.33	22.2	13.1	6.33	42.3	7.0×21.7
6	DRYD-A-U-R-H-M-2-3	3/8"-1/2"NPT	27	6.33	22.2	17.1	9.5	46.3	7.0×21.7
7	DRYD-A-U-R-H-M-2-4	3/8"-3/4"NPT	27	6.33	22.8	17.85	15.8	47.65	7.0×21.7
8	DRYD-A-U-R-H-M-3-1	1/2"-1/4"NPT	30.8	9.5	27.15	13.7	6.33	47.85	7.0×25.5
9	DRYD-A-U-R-H-M-3-2	1/2"-3/8"NPT	30.8	9.5	26.6	13.2	9.5	45.8	7.0×25.5
10	DRYD-A-U-I-H-M-3-3	1/2"-1/2"NPT	30.8	9.5	26.6	17	9.5	50.6	7.0×25.5
11	DRYD-A-U-R-H-M-3-4	1/2"-3/4"NPT	30.8	9.5	26.6	17.85	15.8	51.45	7.0×25.5
12	DRYD-A-U-R-H-M-3-5	1"-1"NPT	30.8	9.5	26.6	21.85	22.2	55.45	7.0×25.5
13	DRYD-A-U-R-H-M-4-2	3/4"-3/8"NPT	39.8	15.8	34.05	13.1	9.5	57.65	10.5×33.8
14	DRYD-A-U-R-H-M-4-3	3/4"-1/2"NPT	39.8	15.8	34.05	17	12	61.55	10.5×33.8
15	DRYD-A-U-I-H-M-4-4	3/4"-3/4"NPT	39.8	15.8	34.05	17.85	15.8	62.4	10.5×33.8
16	DRYD-A-U-R-H-M-4-5	3/4"-1"NPT	39.8	15.8	34.05	22	22.2	66.05	10.5×33.8
17	DRYD-A-U-R-H-M-5-3	1"-1/2"NPT	49.8	22.2	39.6	17	12	66.6	10.0×43.5
18	DRYD-A-U-R-H-M-5-4	1"-3/4"NPT	49.8	22.2	39.6	17.85	15.8	67.45	10.0×43.5
19	DRYD-A-U-I-H-M-5-5	1"-1"NPT	49.8	22.2	39.6	21.85	22.2	71.45	10.0×43.5



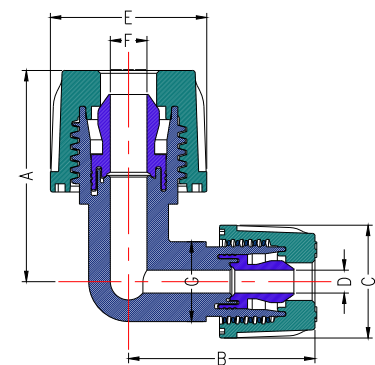
等径弯头 (入珠式)

序号	型号	规格	A	B	C	D	E
1	DRYD-A-U-I-L-1	1/4"	28.65	28.65	19.5	3.95	11
2	DRYD-A-U-I-L-2	3/8"	36.5	36.5	27	6.33	13.8
3	DRYD-A-U-I-L-3	1/2"	43	43	30.8	9.5	17
4	DRYD-A-U-I-L-4	3/4"	55.9	55.9	39.8	15.8	24.8
5	DRYD-A-U-I-L-5	1"	66.2	66.2	49.8	22.2	32.2



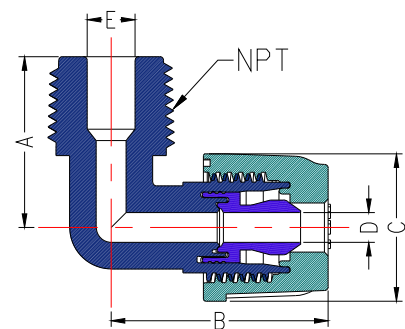
变径弯头 (入珠式)

序号	型号	规格	A	B	C	D	E	F
1	DRYD-A-U-R-L-2-1	3/8"-1/4"	36.5	32.2	19.5	3.95	27	6.33
2	DRYD-A-U-R-L-3-1	1/2"-1/4"	43	33.8	19.5	3.95	30.8	9.5
3	DRYD-A-U-R-L-3-2	1/2"-3/8"	43	38.1	27	6.33	30.8	9.5
4	DRYD-A-U-R-L-4-2	3/4"-3/8"	55.85	42.9	27	6.33	39.8	15.8
5	DRYD-A-U-R-L-4-3	3/4"-1/2"	55.85	47.8	30.8	9.5	39.8	15.8
6	DRYD-A-U-R-L-5-3	1"-1/2"	66.2	52.5	30.8	9.5	49.8	22.2
7	DRYD-A-U-R-L-5-4	1"-3/4"	66.2	60.55	39.8	15.8	49.8	22.2



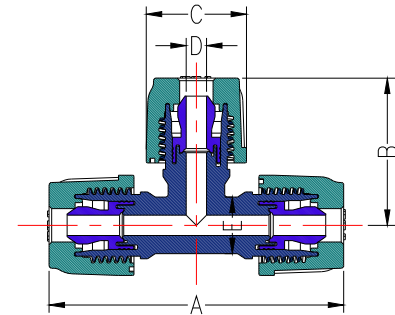
外牙弯头 (入珠式)

序号	型号	规格	A	B	C	D	E
1	DRYD-A-U-I-L-M-1-1	1/4"-1/4"NPT	22.5	28.7	19.5	3.95	3.95
2	DRYD-A-U-R-L-M-1-2	1/4"-3/8"NPT	22.6	28.7	19.5	3.95	6.33
3	DRYD-A-U-R-L-M-1-3	1/4"-1/2"NPT	27.9	28.7	19.5	3.95	12
4	DRYD-A-U-R-L-M-2-1	3/8"-1/4"NPT	25.9	36.5	27	6.33	6.33
5	DRYD-A-U-I-L-M-2-2	3/8"-3/8"NPT	26	36.5	27	6.33	6.33
6	DRYD-A-U-R-L-M-2-3	3/8"-1/2"NPT	29.9	36.5	27	6.33	9.5
7	DRYD-A-U-R-L-M-2-4	3/8"-3/4"NPT	32.25	36.5	27	6.33	15.8
8	DRYD-A-U-R-L-M-3-1	1/2"-1/4"NPT	27.5	43	30.8	9.5	6.33
9	DRYD-A-U-R-L-M-3-2	1/2"-3/8"NPT	27.6	43	30.8	9.5	9.5
10	DRYD-A-U-I-L-M-3-3	1/2"-1/2"NPT	31.5	43	30.8	9.5	9.5
11	DRYD-A-U-R-L-M-3-4	1/2"-3/4"NPT	32.35	43	30.8	9.5	15.8
12	DRYD-A-U-R-L-M-3-5	1/2"-1"NPT	38	43	30.8	9.5	22.2
13	DRYD-A-U-R-L-M-4-2	3/4"-3/8"NPT	32.5	55.85	39.8	15.8	9.5
14	DRYD-A-U-R-L-M-4-3	3/4"-1/2"NPT	36.4	55.85	39.8	15.8	12
15	DRYD-AU-I-L-M-4-4	3/4"-3/4"NPT	37.25	55.85	39.8	15.8	15.8
16	DRYD-A-U-R-L-M-4-5	3/4"-1"NPT	40.9	55.85	39.8	15.8	22.2
17	DRYD-A-U-R-L-M-5-3	1"-1/2"NPT	41.1	66.2	49.8	22.2	12
18	DRYD-A-U-R-L-M-5-4	1"-3/4"NPT	41.95	66.2	49.8	22.2	15.8
19	DRYD-A-U-I-L-M-5-5	1"-1"NPT	45.6	66.2	49.8	22.2	22.2



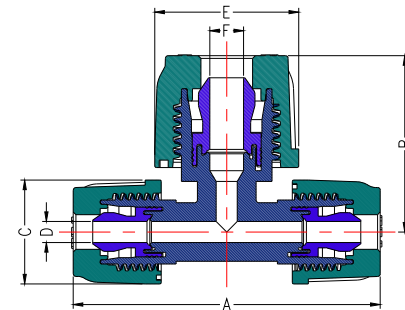
等径三通 (入珠式)

序号	型号	规格	A	B	C	D	E
1	DRYD-A-U-I-T-1	1/4"	57.3	28.65	19.5	3.95	11
2	DRYD-A-U-I-T-2	3/8"	73	36.5	27	6.33	13.8
3	DRYD-A-U-I-T-3	1/2"	86	43	30.8	9.5	17
4	DRYD-A-U-I-T-4	3/4"	111.8	55.9	39.8	15.8	24.8
5	DRYD-A-U-I-T-5	1"	132.4	66.2	49.8	22.2	32.2



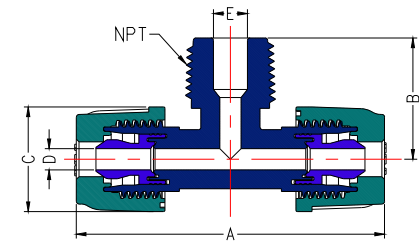
变径三通 (入珠式)

序号	型号	规格	A	B	C	D	E	F
1	DRYD-A-U-R-T-1-2-1	1/4"-3/8"-1/4"	57.6	33.1	19.5	3.95	27	6.33
2	DRYD-A-U-R-T-1-3-1	1/4"-1/2"-1/4"	64.4	41.4	19.5	3.95	30.8	9.5
3	DRYD-A-U-R-T-2-1-2	3/8"-1/4"-3/8"	73	32.2	27	6.33	19.5	3.95
4	DRYD-A-U-R-T-2-3-2	3/8"-1/2"-3/8"	73	41.4	27	6.33	30.8	9.5
5	DRYD-A-U-R-T-2-4-2	3/8"-3/4"-3/8"	76.2	51.05	27	6.33	39.8	15.8
6	DRYD-A-U-R-T-3-1-3	1/2"-1/4"-1/2"	86	33.8	30.8	9.5	19.5	3.95
7	DRYD-A-U-R-T-3-2-3	1/2"-3/8"-1/2"	86	38.1	30.8	9.5	27	6.33
8	DRYD-A-U-R-T-3-4-3	1/2"-3/4"-1/2"	86	51.05	30.8	9.5	39.8	15.8
9	DRYD-A-U-R-T-3-5-3	1/2"-1"-1/2"	95.6	61.5	30.8	9.5	49.8	22.2
10	DRYD-A-U-R-T-4-2-4	3/4"-3/8"-3/4"	111.7	42.9	39.8	15.8	27	6.33
11	DRYD-A-U-R-T-4-3-4	3/4"-1/2"-3/4"	111.7	47.8	39.8	15.8	30.8	9.5
12	DRYD-A-U-R-T-4-5-4	3/4"-1"-3/4"	111.7	61.5	39.8	15.8	49.8	22.2
13	DRYD-A-U-R-T-5-3-5	1"-1/2"-1"	132.4	52.55	49.8	22.2	30.8	9.5
14	DRYD-A-U-R-T-5-4-5	1"-3/4"-1"	132.4	60.55	49.8	22.2	39.8	15.8



外牙三通 (入珠式)

序号	型号	规格	A	B	C	D	E
1	DRYD-A-U-I-T-M-1-1-1	1/4"-1/4"NPT-1/4"	57.4	22.5	19.5	3.95	3.95
2	DRYD-A-U-R-T-M-1-2-1	1/4"-3/8"NPT-1/4"	57.4	22.6	19.5	3.95	6.33
3	DRYD-A-U-R-T-M-1-3-1	1/4"-1/2"NPT-1/4"	57.4	27.9	19.5	3.95	12
4	DRYD-A-U-R-T-M-2-1-2	3/8"-1/4"NPT-3/8"	73	25.9	27	6.33	6.33
5	DRYD-A-U-I-T-M-2-2-2	3/8"-3/8"NPT-3/8"	73	26	27	6.33	6.33
6	DRYD-A-U-R-T-M-2-3-2	3/8"-1/2"NPT-3/8"	73	29.9	27	6.33	9.5
7	DRYD-A-U-R-T-M-2-4-2	3/8"-3/4"NPT-3/8"	73	32.25	27	6.33	15.8
8	DRYD-A-U-R-T-M-3-1-3	1/2"-1/4"NPT-1/2"	86	27.5	30.8	9.5	6.33
9	DRYD-A-U-R-T-M-3-2-3	1/2"-3/8"NPT-1/2"	86	27.6	30.8	9.5	9.5
10	DRYD-A-U-I-T-M-3-3-3	1/2"-1/2"NPT-1/2"	86	31.5	30.8	9.5	9.5
11	DRYD-A-U-R-T-M-3-4-4	1/2"-3/4"NPT-1/2"	86	32.35	30.8	9.5	15.8
12	DRYD-A-U-R-T-M-3-5-3	1/2"-1"NPT-1/2"	86	38	30.8	9.5	22.2
13	DRYD-A-U-R-T-M-4-2-4	3/4"-3/8"NPT-3/4"	111.7	32.5	39.8	15.8	9.5
14	DRYD-A-U-R-T-M-4-3-4	3/4"-1/2"NPT-3/4"	111.7	36.4	39.8	15.8	12
15	DRYD-A-U-I-T-M-4-4-4	3/4"-3/4"NPT-3/4"	111.7	37.25	39.8	15.8	15.8
16	DRYD-A-U-R-T-M-4-5-4	3/4"-1"NPT-3/4"	111.7	40.9	39.8	15.8	22.2
17	DRYD-A-U-R-T-M-5-3-5	1"-1/2"NPT-1"	132.4	41.1	49.8	22.2	12
18	DRYD-A-U-R-T-M-5-4-5	1"-3/4"NPT-1"	132.4	41.95	49.8	22.2	15.8
19	DRYD-A-U-I-T-M-5-5-5	1"-1"NPT-1"	132.4	45.6	49.8	22.2	22.2



03

光罩盒

德容元道



产品特性

单片光罩盒又称光罩出货盒、存储盒；用于光罩出货包装或存储，可避免光罩遭受外部微尘粒子及化学污染，避免不罩受到静电损害。具有接触面积小，无需取出光罩即可观察到内部光罩状况、可以堆叠的特点，可起到光罩运输或存储中的安全防护。

产品型号	外形尺寸			适应光罩尺寸			产品重量	材质
	长	宽	高	长	宽	高		
1412	410mm	410mm	46mm	14" (355.6mm)	14" (355.6mm)	0.12" (3.048mm)	1440g	ABS (ESD)
1419	410mm	410mm	46mm	14" (355.6mm)	14" (355.6mm)	0.19" (4.826mm)	1440g	ABS (ESD)

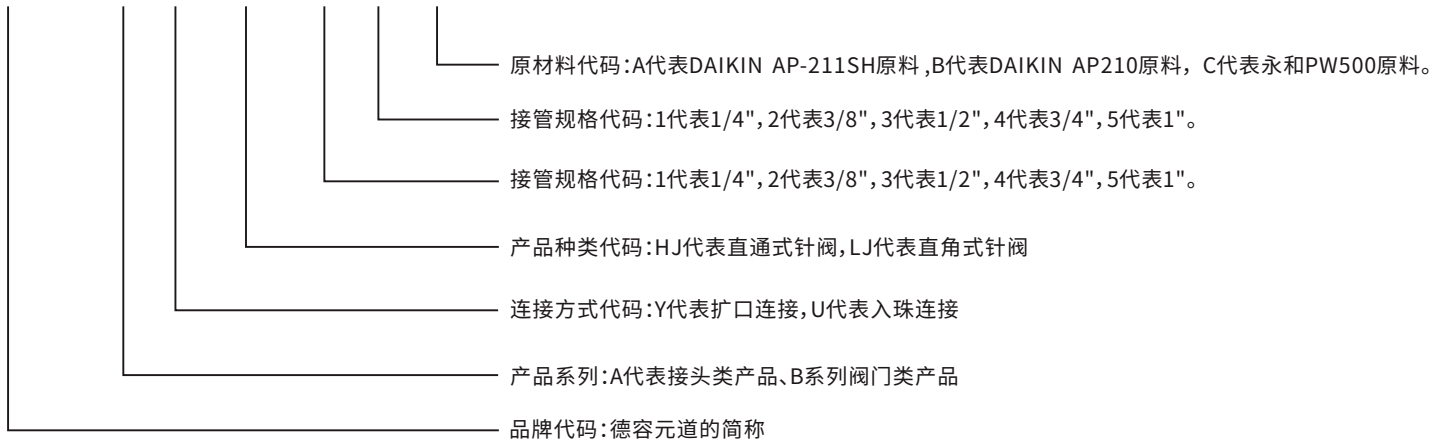
04

针式阀门

德容元道

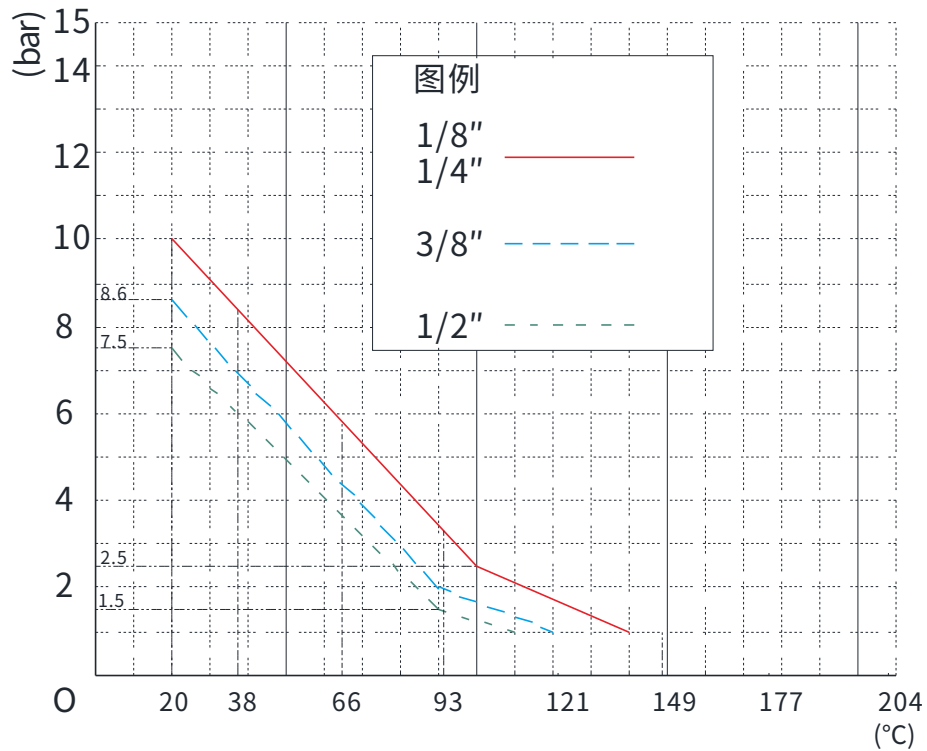


DRYD-B-Y-HJ-1-1-A

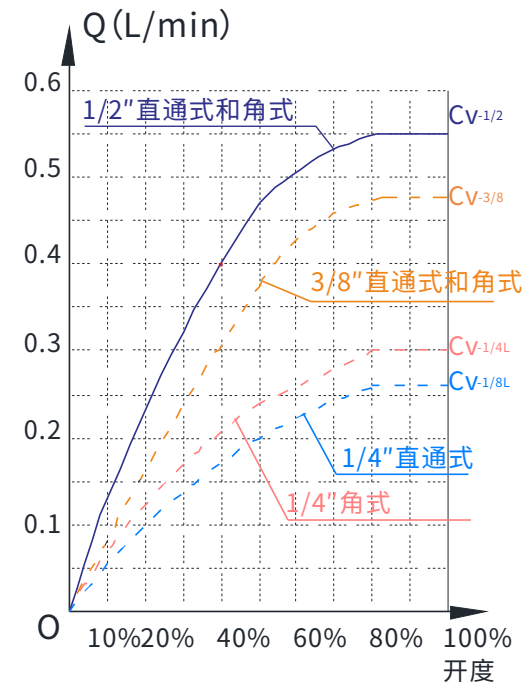


结构优势

1. 特别的密封结构及阀芯结构, 可实现流量调节功能; 关闭实现零泄露;
2. 独创的阀体两端连接密封的结构, 实现抗震, 配合管道不脱落, 密封有效;
3. 结构简单, 零件少, 减少了故障环节, 便于安装和维护;



PFA扩口针阀的温度-压力曲线



PFA扩口针阀Cv值与流量特性

等径直通式针阀 (扩口式)

序号	型号	规格	Hmax	L	a(外径*内径)	b(外径*内径)	W(kg)
1	DRYD-B-Y-HJ-1-1	1/4"	85	78	6.35×3.95	6.35×3.95	0.057
2	DRYD-B-Y-HJ-2-2	3/8"	85	86	9.53×6.35	9.53×6.35	0.067
3	DRYD-B-Y-HJ-3-3	1/2"	85	91	12.7×9.53	12.7×9.53	0.107

变径直通式针阀 (扩口式)

序号	型号	规格	Hmax	L	L'	a(外径 内径)	W(kg)
1	DRYD-B-Y-HJ-1-3	1/4"–1/2"	85	45.5	39	12.7×9.53	0.082
2	DRYD-B-Y-HJ-2-3	3/8"–1/2"	85	45.5	43	12.7×9.53	0.093
3	DRYD-B-Y-HJ-1-2	1/4"–3/8"	85	43	39	9.52×6.35	0.065

产品特性

特性: 超高纯, 耐腐蚀, 耐高温, 抗高压, 抗磨损

材质: PFA

接口形式: 扩口连接

最高使用温度: 260°C

最高使用压力: 0.7MPa

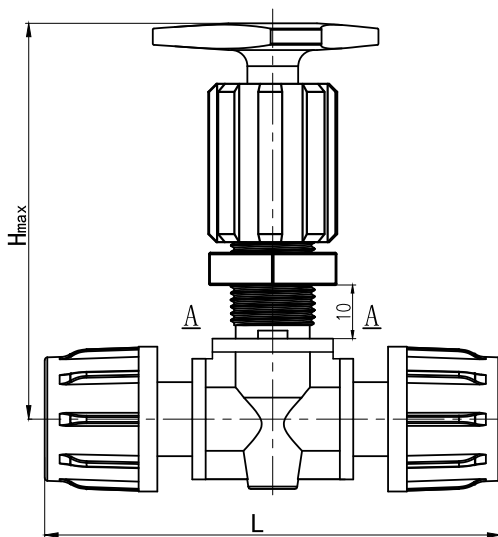
传送介质: 液体/气体

导电性: 绝缘

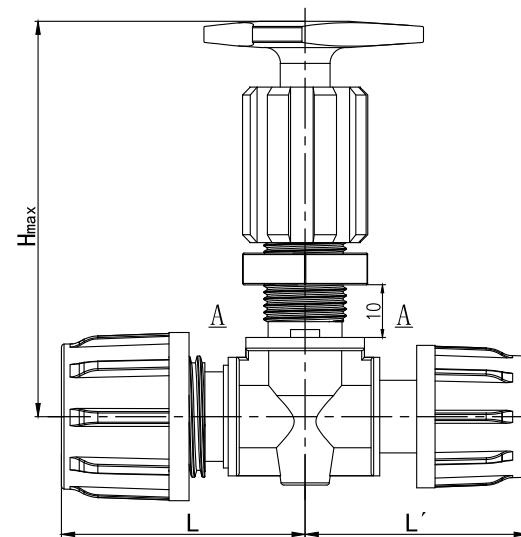
摩擦系数: 光泽自润

机械强度: 较大的拉伸韧性, 不易断裂

符合认证: SEMI F57



等径扩口直通式针阀外形



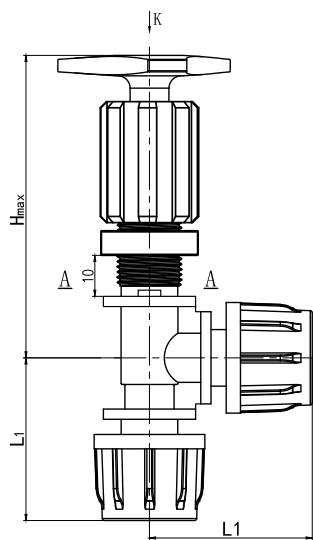
变径扩口直通式针阀外形

等径直角式针阀 (扩口式)

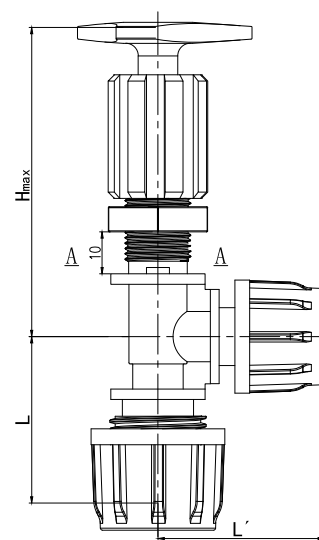
序号	型号	规格	Hmax	L	a(外径*内径)	b(外径*内径)	W(kg)
1	DRYD-B-Y-LJ-1-1	1/4"	85	39	6.35×3.95	6.35×3.95	0.057
2	DRYD-B-Y-LJ-2-2	3/8"	85	43	9.53×6.35	9.53×6.35	0.067
3	DRYD-B-Y-LJ-3-3	1/2"	85	45.5	12.7×9.53	12.7×9.53	0.105

变径直角式针阀 (扩口式)

序号	型号	规格	Hmax	L	L'	a(外径 内径)	W(kg)
1	DRYD-B-Y-LJ-1-3	1/4" - 1/2"	85	39	39	12.7×9.53	0.078
2	DRYD-B-Y-LJ-2-3	3/8" - 1/2"	85	43	39	12.7×9.53	0.093
3	DRYD-B-Y-LJ-1-2	1/4" - 3/8"	85	45.5	39	9.52×6.35	0.065



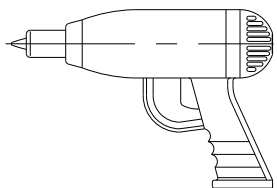
等径扩口角式针阀外形



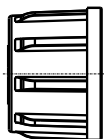
变径扩口角式针阀外形

接头安装示意图(扩口式)

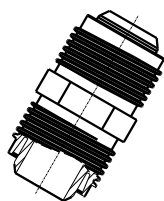
组装前准备：



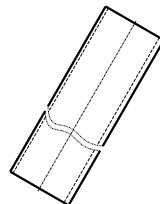
①热风枪



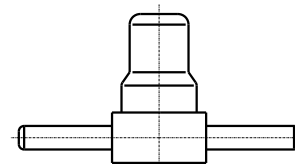
②螺帽



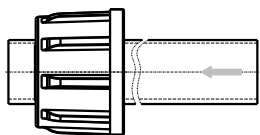
③接头本体



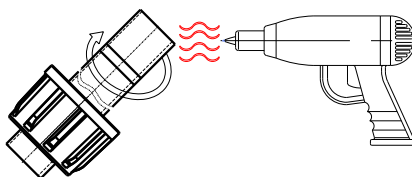
④管子



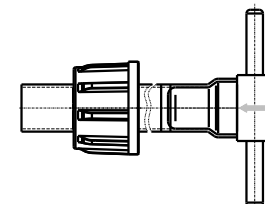
⑤扩口器



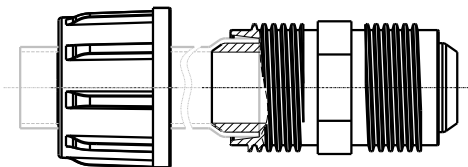
Step1: 将螺帽套入管子;



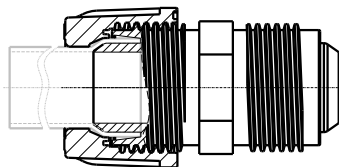
Step2: 用热风枪加热管子, 加热过程中, 匀速旋转管子, 至管子端口呈白色!



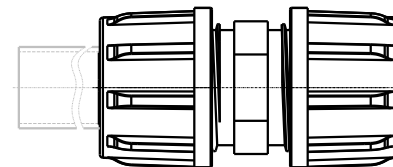
Step3: 加热完毕, 尽快将扩口器插入管子内, 直至管子冷却;



Step4: 将扩口好的管子, 插入接头本体;



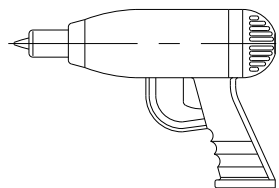
Step5: 拧紧螺帽;



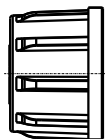
Step6: 完成连接。

接头安装示意图(入珠式)

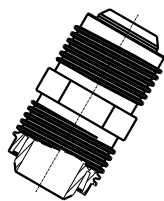
组装前准备：



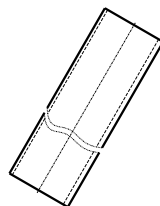
①热风枪



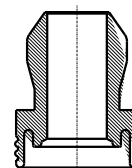
②螺帽



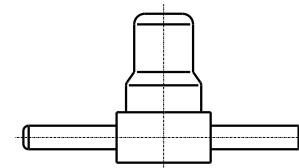
③接头本体



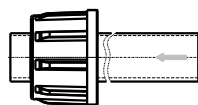
④管子



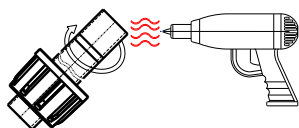
⑤入珠头



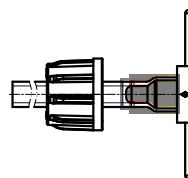
⑥扩口器



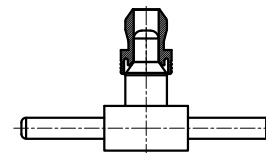
Step1: 将螺帽套入管子;



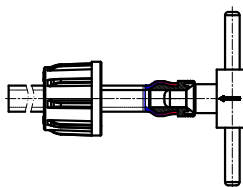
Step2: 用热风枪加热管子, 加热过程中, 匀速旋转管子, 至管子端口呈白色!



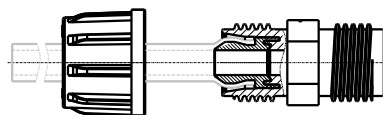
Step3: 加热完毕, 尽快将扩口器插入管子内;



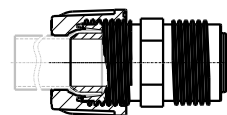
Step4: 将入珠头套扩口器上;



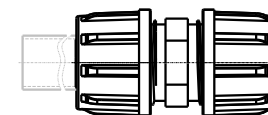
Step5: 随后将入珠头, 插进扩口好的管端, 直至冷却;



Step6: 再将嵌体和管子一起插入接头本体;



Step7: 拧紧螺帽;



Step8: 完成连接。

销售策略 品质保证

销售策略

优质资源·高纯品质 实惠价格·联合直销

品质保证

我们用企业信誉担保我们产品品质,绝不弄虚作假!

一件代发

只要一件照样发货

平价直销

全国统一售价

规格齐全

扩口、入珠数百款规格齐全



德容元道

DE RONG YUAN DAO

高纯品质

A款产品放大百倍无黑点

三天发货

所订产品3天内发货


联系我们

0769-81888522
info@yizemould.com

诚信务实 · 开拓创新 · 感恩回报 · 融合共赢

Integrity and pragmatism, pioneering and innovating

Gratitude and Reward, ntegration and Win Win



德容元道[®]
DE RONG YUAN DAO

东莞市宜泽模具有限公司

地址: 中国广东省东莞市长安镇沙头社区靖海东路62号

网址: <https://www.de-r.cn>



产品下载中心
